



7.1.5 DVV Response Index		Pg.No
1	Data with the Metric in the Excel template	2
2	Certificate from Head of Institution	3
3	<u>Policy Document</u> Green Campus Initiatives	5
4	<u>Geo Tagged Photographs</u> Use of Bicycles	14
5	<u>GeoTag Photos &amp; Circulars</u> Pedestrian-friendly pathways, Ban of Plastics, Vehicular traffic and Parking Restricted entry of automobiles.	16
6	<u>Geo Tagged Photographs</u> Landscaping using Trees and Plants	29
7	Budget extract of audited statement of expenditure on green initiatives and waste management	31



PRINCIPAL  
Nehru College of  
Engineering and Research Centre  
Pampady Thiruvilwamala, Thiruvananthapuram  
Pin - 680 597 Kerala



NEHRU COLLEGE OF ENGINEERING AND RESEARCH CENTRE  
(NAAC Accredited)



(Approved by AICTE, Affiliated to APJ Abdul Kalam Technological University, Kerala)

### 7.1.5 Green campus initiatives

S No	Name of Facility	Number of Units	Cost of Investment	Year of Purchase
1	Restricted entry with Baricades	3	Rs.24000	2018
2	Bicycles	4 Bicycles	Rs.16000	2018
3	Pedestrian Friendly pathways	Throughout campus	Rs.10200	2012
4	Plastic Free Zones	3	Rs.14500	2018
5	Plastic Free Activities	No Plastic Campaign at Thiruvilwamala & Chelakkara		
6	Landscaping with trees and plants	25acres	Rs.8lakh per year	2005
7	No of Trees	1020		
8	Vareity of Trees	36		

PRINCIPAL



PRINCIPAL

Nehru College of  
Engineering and Research Centre  
Pan-pady, Thiruvilwamala, Thirissur Dt  
Pin - 680 597 Kerala

7.1.5 DVV Response

**Certificate from Head of Institution**



**NEHRU COLLEGE OF ENGINEERING AND RESEARCH CENTRE**  
**(NAAC Accredited)**  
(Approved by AICTE, Affiliated to APJ Abdul Kalam Technological University, Kerala)  
FOR NAAC PURPOSE



TO WHOMSOEVER IT MAY CONCERN

Certified that Nehru College of Engineering and Research Centre initiates and practices following Green campus initiatives

1. Restricted entry of automobiles
2. Use of Bicycles/ Battery powered vehicles
3. Pedestrian Friendly pathways
4. Ban on use of Plastic
5. Landscaping with trees and plants

We have a *NCERC GreenCampus Policy* (copy attached) which models the activities, so as to guide and redefine various activities in this trait

Principal

19 March 2021



**PRINCIPAL**  
Nehru College of  
Engineering and Research Centre  
Pampany, Thiruvilwamala, Thrissur Dt  
Pin 680 597 Kerala

**Policy Document**  
**Green Campus Initiatives**





**NEHRU COLLEGE OF ENGINEERING AND RESEARCH CENTRE**  
(NAAC Accredited)  
(Approved by AICTE, Affiliated to APJ Abdul Kalam Technological University, Kerala)  
FOR NAAC PURPOSE




**Policy Document:**

**Green campus initiatives**

- **Restricted Entry of Vehicles**  
  
The lifting barriers are fixed in all main roads of the campus, which would remain closed during working hours and would be opened only for emergencies. The unwanted wandering of automobiles are so controlled in an effective way. Following details are annexed in next page
  - Geotagged Photos
  - Circular copies
- **Use of Bicycles/Battery powered vehicles** Cycles are available to be used within the campus limits. Following details are annexed in next page
  - Geotagged Photos
- **Pedestrian-friendly pathways:** The pathways are well marked with solid white lines. Humps and Zebra cross lines are marked for ease of pedestrians. . Following details are annexed in next page
  - Geotagged Photos
- **Ban on the use of Plastics:** The college has some strong policies include., Plastic-usage restrictions, Plastic-free zones, Campaigns against Plastic etc.. are actively upheld. Following details are annexed in next page
  - Geotagged Photos
  - Circular copies
- **Landscaping with trees and plants:** The College noted for its lush greenery and natural beauty. The natural flora and fauna are always preserved, so as to maintain the attractiveness of landscape. Following details are annexed in next page
  - Geotagged Photos
  - Circular copies



  
**PRINCIPAL**  
Nehru College of  
Engineering and Research Centre  
Pampady, Thiruvilwamala, Thrissur Dt  
Pin 680 597 Kerala





**NEHRU GROUP OF INSTITUTIONS**  
TAMILNADU + KERALA  
ISO 14001:2004 CERTIFIED INSTITUTIONS




**NEHRU COLLEGE OF ENGINEERING AND RESEARCH CENTRE**  
PAMPADY, THRISSUR, KERALA

**Accredited by NAAC,**  
**Approved by AICTE, New Delhi, Affiliated to APJAKTU**  
**An ISO 9001 2015 Certified Institution,**

 <p><b>Green-Campus</b></p>	<p align="center"><u><b>NCERC Green Campus Policy</b></u></p> <p><b>NCERC defines Green Campus as a place where environmental friendly practices and education combine to promote sustainable and eco-friendly practices in the campus. The green campus concept offers an institution the opportunity to take the lead in redefining its environmental culture and developing new paradigms by creating sustainable solutions to environmental, social and economic needs of the mankind.</b></p>
---	--



NCERC GreenCampus Policy

  
**PRINCIPAL**  
Nehru College of  
Engineering and Research Centre  
Pampady, Thiruvilwamala, Thrissur Dt  
Pin 680 597 Kerala



### NCERC Green Campus Policy Aims and Objectives

- The college is striving to develop its institution on a self – sustainable basis in the areas of power, water and cleanliness.
- The faculty, staff and students have to contribute collectively to develop an eco – friendly sustainable campus and disseminate the concept of eco – friendly culture to the nearby community and wherever possible.
- Awareness creations about environmental issues among students and employees including climate change.
- Measure and reduce environmental emissions/ footprints



**PRINCIPAL**  
Nehru College of  
Engineering and Research Centre  
Pamapady, Thiruvilwamala, Thrissur Dt  
Pin 680 597 Kerala





### NCERC Green Campus Execution Model

- In pursuing our program of improved environmental performance, NCERC thrive upon following model



**PRINCIPAL**  
Nehru College of  
Engineering and Research Centre  
Pampady Thiruvilwamala, Thrissur Dt  
Pin 680 597 Kerala



### Waste Management

- To increase the green cover in and around the campus.
  - To adopt methods for waste segregation
- Take actions to reduce or recycle waste inside the campus.
  - To manage, collect and dispose e-waste appropriately
    - To reduce hazardous waste and its management
- Actions taken to reduce consumption of plastic in the campus.
- To encourage paperless work culture and recycling of paper.
  - Display waste management instructions/alerts at prominent/relevant locations in the campus.



**PRINCIPAL**  
Nehru College of  
Engineering and Research Centre  
Pam-pady, Thiruvilwamala, Thrissur Dt  
Pin 680 597 Kerala



### Water Management

- Adopting following measures in campus to reduce water consumption
  - o Grey water in flushes
  - o Rain water harvesting
  - o Change of taps which are water efficient
  - o Encourage sensor valves
  - o Use of recycled water for watering plants, trees etc
  
- Display water management instructions/alerts at prominent/relevant locations in the campus.



**PRINCIPAL**  
Nehru College of  
Engineering and Research Centre  
Pam-pady, Thiruvilwamala, Thrissur Dt  
Pin 680 597 Kerala



### Climate Change

- Suitable action taken to reduce green house gas emissions due to energy consumption
  - o use of energy efficient lamps/sensor based lamps where ever possible like corridors, toilets etc.
  - o use of energy efficient equipments in laboratories/ classrooms/ canteen, this can range from air – conditioners, refrigerators, condensers etc.
- Monitoring the entry of vehicles in the college in terms of their fuel efficiency/ hybrid/ battery operated vehicles.
  - Promoting the use of public transport.
  - To establish a system for preparing college emissions/environmental inventory.
- Creating awareness by organizing seminars, debates, activities related to climate change, environmental protection, and environmental issues.
- Promoting some projects/experiments in the education system as part of regular curriculum which is related to environmental aspects.







Green Campus Office

*Chairman: Dr Ambika Devi Amma*

*Convener: Dr. Sudheer Marar*

*Members: Pramod (Clean Campus Program Chair)  
Sijo Chakola (No Plastic Program Chair)  
Rejeenamol (Internal Audit)  
Adv. Suchithra (Legal Associate)*

*Auditor: Santhosh Athul Energy*

*Dr. Sudheer Marar*

*Convener*

*Dr Ambika Devi Amma*

*Chairman*

**PRINCIPAL**

Nehru College of  
Engineering and Research Centre  
Pampady, Thiruvilwamala, Thrissur Dt  
680 597 Kerala



# Geo Tagged Photographs

## Use of Bicycles



**NEHRU COLLEGE OF ENGINEERING AND RESEARCH CENTRE**  
**(NAAC Accredited)**  
(Approved by AICTE, Affiliated to APJ Abdul Kalam Technological University, Kerala)  
**FOR NAAC PURPOSE**



Bicycles



NCERC Admin Bldg Rd, Pambadi, Kerala 680588, India

Latitude  
10.7441554°

Longitude  
76.4341776°

Local 02:39:38 PM  
GMT 09:09:38 AM

Altitude -6 meters  
Thursday, 13-08-2020



**PRINCIPAL**  
Nehru College of  
Engineering and Research Centre  
Pampady, Thiruvilwamala, Thrissur Dt  
Pin 680 597 Kerala

Geo Tagged Photographs

and

Circulars

Pedestrian-friendly pathways,

Ban of Plastics,

Vehicular traffic and Parking

Restricted entry of automobiles.





**NEHRU COLLEGE OF ENGINEERING AND RESEARCH CENTRE**  
**(NAAC Accredited)**  
(Approved by AICTE, Affiliated to APJ Abdul Kalam Technological University, Kerala)  
**FOR NAAC PURPOSE**



**Restricted entry of Vehicles**



**Vehicles are not permitted beyond this barricade during working hours**



  
**PRINCIPAL**  
Nehru College of  
Engineering and Research Centre  
Pampady, Thiruvilwamala, Thrissur Dt  
Pin 680 597 Kerala



**NEHRU COLLEGE OF ENGINEERING AND RESEARCH CENTRE**  
**(NAAC Accredited)**  
 (Approved by AICTE. Affiliated to APJ Abdul Kalam Technological University, Kerala)  
**FOR NAAC PURPOSE**



**No Plastic zone**



NCERC Admin Bldg Rd, Pambadi, Kerala 680588, India


Latitude  
 10.74309732°

Longitude  
 76.43303359°

Local 02:01:44 PM  
 GMT 08:31:44 AM

Altitude 0 meters  
 Wednesday, 03-17-2021

Oxygen Zone



NCERC Admin Bldg Rd, Pambadi, Kerala 680588, India

Latitude  
 10.7448295°

Longitude  
 76.43386071°

Local 02:48:24 PM  
 GMT 09:18:24 AM

Altitude -12 meters  
 Wednesday, 03-17-2021

Plastic free zone



*[Signature]*  
**PRINCIPAL**  
 Nehru College of  
 Engineering and Research Centre  
 Pampady, Thiruvilwamala, Thiruvananthapuram Dt  
 Pin 680 597 Kerala



FreshAir Zone(geotag).



NCERC Admin Bldg Rd, Pambadi, Kerala 680588, India

Latitude

10.7438929°

Longitude

76.4336863°

Local 01:53:11 PM  
GMT 08:23:11 AM

Altitude -6.5 meters  
Thursday, 13-08-2020



NCERC Admin Bldg Rd, Pambadi, Kerala 680588, India

Latitude

10.7428271°

Longitude

76.4326168°

Local 01:53:39 PM  
GMT 08:23:39 AM

Altitude 2 meters  
Thursday, 13-08-2020



**PRINCIPAL**  
Nehru College of

Engineering and Research Centre  
Pampady, Thiruvananthapuram, Kerala 680 588  
Ph : 680 587 1100



**NEHRU COLLEGE OF ENGINEERING AND RESEARCH CENTRE**  
(Accredited by NAAC)  
**PAMPADY, THIRUVILWAMALA, THRISSUR (DT) – 680 588**

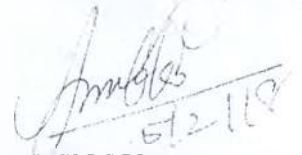
NCERC/3125/S/AC/09/2018

02/02/2018

**CIRCULAR**

**NCERC – PARKING OF VEHICLES AT UNAUTHORISED  
AREAS IN COLLEGE CAMPUS – REGARDING**

It is made known to all concerned that vehicle entry inside the campus is banned with immediate effect. Only vehicles having Vehicle Gate Passes will be allowed. **All vehicles should be compulsorily parked only in the Parking area. Students are permitted only to bring two wheelers (Bike/Scooters) and should limit themselves to the parking area.** No vehicle (bike etc.) should be used inside the campus. Faculty members and staff should take care of this important aspect and any student/staff deviating these norms shall be brought to the notice of the Principal immediately. Any deviation in the matter will be viewed seriously. On deviation, the Parents should be informed about the student disobeying the orders and on further disobedience /noncompliance the matter will be reported to the law enforcement authorities in the proper official manner. Security should be briefed properly about the parking earmarked area and they should not allow the vehicles beyond this point. Staff/Faculty members are only permitted to bring four wheelers inside the campus and should have proper vehicle gate pass and they shall also park the same only at the designated parking area. Engineering student vehicles are not allowed through Pharmacy gate. MBA/MCA student vehicles will only be permitted through Pharmacy Gate.

  
PRINCIPAL

Copy to: All HoDs, for action and circulate among Faculty Members, for action.

Campus Manager, NCERC/ HR

Academic Office Superintendent/Welfare Officer


Director NSM/ HoD i/c MCA, for action.


Hostel Warden, Boys and Girls Hostel/Library NCERC/Notice Boards

Mr.K.A.Paul, Workshop Supt/Transport in charge

To read in all B.Tech. and M.Tech. classes

Main/Rear Gates



  
PRINCIPAL  
Nehru College of  
Engineering and Research Centre  
Pampady, Thiruvilwamala



**NEHRU COLLEGE OF ENGINEERING AND RESEARCH CENTRE**  
(Accredited by NAAC)  
**PAMPADY, THIRUVILWAMALA, THRISSUR (DT) – 680 588**


NCERC/3125/S/AC/09/2018

02/02/2018

**CIRCULAR**

**NCERC – PARKING OF VEHICLES AT UNAUTHORISED  
AREAS IN COLLEGE CAMPUS – REGARDING**

It is made known to all concerned that vehicle entry inside the campus is banned with immediate effect. Only vehicles having Vehicle Gate Passes will be allowed. **All vehicles should be compulsorily parked only in the Parking area. Students are permitted only to bring two wheelers (Bike/Scooters) and should limit themselves to the parking area.** No vehicle (bike etc.) should be used inside the campus. Faculty members and staff should take care of this important aspect and any student/staff deviating these norms shall be brought to the notice of the Principal immediately. Any deviation in the matter will be viewed seriously. On deviation, the Parents should be informed about the student disobeying the orders and on further disobedience /noncompliance the matter will be reported to the law enforcement authorities in the proper official manner. Security should be briefed properly about the parking earmarked area and they should not allow the vehicles beyond this point. Staff/Faculty members are only permitted to bring four wheelers inside the campus and should have proper vehicle gate pass and they shall also park the same only at the designated parking area. Engineering student vehicles are not allowed through Pharmacy gate. MBA/MCA student vehicles will only be permitted through Pharmacy Gate.

  
6/2/18  
**PRINCIPAL**

Copy to: All HoDs, for action and circulate among Faculty Members, for action.  
Campus Manager, NCERC/ HR  
Academic Office Superintendent/Welfare Officer  
Director NSM/ HoD i/c MCA, for action.  
Hostel Warden, Boys and Girls Hostel/Library NCERC/Notice Boards  
Mr.K.A.Paul, Workshop Supdt/Transport in charge  
To read in all B.Tech. and M.Tech. classes  
Main/Rear Gates



  
**PRINCIPAL**  
Nehru College of  
Engineering and Research Centre  
Pampady Thiruvilwamala, Thrissur Dt  
Pin - 680 597 Kerala



NEHRU COLLEGE OF ENGINEERING AND RESEARCH CENTRE  
(Accredited by NAAC)  
PAMPADY, THIRUVILWAMALA, THRISSUR (DT) – 680 588

NCERC/3125/S/AC/08/2018

30.01.2018

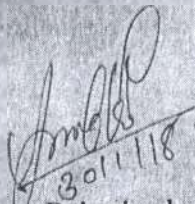
CIRCULAR

NCERC – PARKING OF VEHICLES AT UNAUTHORISED  
AREAS IN COLLEGE CAMPUS – REGARDING

- Ref: 1. NCERC/3125/S/AC/35/17 dated 20.07.2017.  
2. NCERC/3125/S/AC/63/17 dated 11.10.2017.

With repeated reminders, students are parking their vehicles at unauthorized parking areas. It is violation of the Hon' High Court Order and Higher Education Department order. To avoid any undue incidents inside the campus, a barrier is fixed near the main gates.

So, it is intimated that students should park their vehicles inside the sports ground.

  
30/1/18  
Principal

Copy to: All HoDs, for action and circulate among Faculty Members for action.

Campus Manager, NCERC/ HR

Academic Office Superintendent/Welfare Officer


Director NSM/ HoD i/c MCA


Hostel Warden, Boys and Girls Hostel/Library NCERC/Notice Boards

Mr.K.A.Paul, Workshop Supdt

To read in all B.Tech. and M.Tech. classes

Main/Rear Gates



  
PRINCIPAL  
Nehru College of  
Engineering and Research Centre  
Pampady, Thiruvilwamala, Thrissur (DT) - 680 588



NEHRU COLLEGE OF ENGINEERING AND RESEARCH CENTRE  
(Accredited by NAAC)  
PAMPADY, THIRUVILWAMALA, THRISSUR (DT) – 680588

NCERC/3125/S/AC/43/18

03.09.2018

CIRCULAR

It is noticed that few students are still parking their vehicles in front of Aryabhata Block even though a **Parking Area for Vehicles** is already earmarked and all vehicles to be parked only in the parking area. If any vehicles found to be parked in front of Aryabhata Block the same should be removed <sup>and</sup> ~~or~~ strict actions will be taken against the defaulters.



*cds*  
31/9/18  
Principal

Copy to: All HoDs, for information and necessary action.

Circulate among all Faculty Members

Academic Office Superintendent/Welfare Officer

Campus Manager/HR

Library/Workshop/NCPIR/Security

To be read in classes.

*ch*  
PRINCIPAL  
Nehru College of  
Engineering and Research Centre  
Pampady, Thiruvilwamala, Thirissur (DT)  
Pin: 680 597 Kerala

*1/1/18*  
*03/09/18*



NEHRU COLLEGE OF ENGINEERING AND RESEARCH CENTRE  
NILA GARDENS, PAMBADY THIRUVILWAMALU

PLASTIC FREE CAMPUS INITIATIVE

CIRCULAR

Date : 8/11/2018

This is to inform you that, we have banned the plastic carry bags and covers in the campus. Students, Faculty members and staff are advised to maintain the NoPlastic Culture, and maintain the eco-friendly aspects.



Campus Manager



PRINCIPAL

Nehru College of  
Engineering and Research Centre  
Pambady Thiruvilwamalu, Nilagardens,  
Thiruvananthapuram






**NEHRU COLLEGE OF ENGINEERING AND RESEARCH CENTRE  
NILA GARDENS, PAMBADY THIRUVILWAMALA**


**GO GREEN INITIATIVE  
CIRCULAR**

**Date : 8/11/2018**

Students, Faculty members and staff are advised to maintain the road rules, and also to use pedestrian friendly pathways to move within the college campus.



**Campus Manager**



**PRINCIPAL**  
Nehru College of  
Engineering and Research Centre  
Pambady Thiruvilwamala Thrissur  
Pin - 670 812, Kerala



**NEHRU COLLEGE OF ENGINEERING AND RESEARCH CENTRE**

**NILA GARDENS, P. MBADY THIRUVILWAMALA**


**"GREEN 'n' CLEAN NCERC" INITIATIVE**

**CIRCULAR**

**Date : 8/11/2018**

**Attached "GREEN 'n' CLEAN NCERC" Policy Document.**

**HOD and Faculty members may circulate the same among the students and abide with the same please. Together let's create a Clean Campus for ourselves.**



**Campus Manager**

**Copy to: Principal, HOD, Welfare Officers, All Notice board**



**PRINCIPAL**  
Nehru College of  
Engineering and Research Centre  
Nilagardens, P. Mbadu Thiruvilwamala,  
Thrissur.



NEHRU COLLEGE OF ENGINEERING AND RESEARCH CENTRE

NIJA GARDENS, PAMPADY THIRUVILWAMALA

GO GREEN INITIATIVE

CIRCULAR


Date : 14/09/2017

As you all know, we remain committed to maintain the GoGreen policies for Campus development and maintenance. Landscaping, Lawns, Plants, Vegetation and Trees in the campus are to be maintained through our collective responsibility.

Student and Staff are instructed to contribute towards this phase and avoid any form of damages to plants and trees.

  
Campus Manager



  
PRINCIPAL  
Nehru College of  
Engineering and Research Centre  
Pampady Thiruvilwamala - Thrissur Dt.  
Pin - 680 011, Kerala



NEHRU COLLEGE OF ENGINEERING AND RESEARCH CENTRE  
NILA GARDENS, PAMBADY THIRUVILWAMALA

GO GREEN INITIATIVE

CIRCULAR

Date : 14/09/2017

To avoid pollution in the campus and also to enhance your physical health, All students, Faculty members and staff are strongly advised to use bicycles in the college campus.



Campus Manager

  
PRINCIPAL

Nehru College of  
Engineering and Research Centre  
Pambady Thiruvilwamala



## Geo Tagged Photographs

Landscaping using Trees and Plants





**NEHRU COLLEGE OF ENGINEERING AND RESEARCH CENTRE**  
**(NAAC Accredited)**  
(Approved by AICTE, Affiliated to APJ Abdul Kalam Technological University, Kerala)  
**FOR NAAC PURPOSE**



**Landscaping with Trees and Plants**



NCERC Admin Bldg Rd, Pambadi, Kerala 680588, India

Latitude  
10.74313979°

Longitude  
76.43333082°

Local 02:09:34 PM  
GMT 08:39:34 AM

Altitude 12 meters  
Wednesday, 03-17-2021



NCERC Admin Bldg Rd, Pambadi, Kerala 680588, India

Latitude  
10.7435982°

Longitude  
76.4345999°

Local 02:26:48 PM  
GMT 08:56:48 AM

Altitude 11 meters  
Thursday, 13-08-2020



**PRINCIPAL**  
Nehru College of  
Engineering and Research Centre  
Pampady, Thiruvilwamala, Thirissur Dt  
Pin 680 597 Kerala

**Budget extract of audited statement of  
expenditure on green initiatives and waste  
management**



Office: 57A, Chinna Subbannan Street  
K.K. Pudur, Coimbatore-641 038  
Tel: 0422 - 4387382  
Email: bskumar10@rediffmail.com

**Bindu Sureshkumar & Associates**  
Chartered Accountants

November 18<sup>th</sup>, 2020

To

**The Director,  
National Assessment and Accreditation Council (NAAC)  
Bangalore - 560 072.**

This is to certify that **Nehru College of Engineering and Research Centre, Pampady, Thiruvilwamala, Thrissur, Kerala** has incurred the following total expenditure on Green Initiatives and waste management (excluding salary component) during last five years. This certificate has been issued based on the audited Balance Sheets and Income and Expenditure Statements (INR in lakhs).

Particulars	2019-20	2018-19	2017-18	2016-17	2015-16
Garden Maintenance	5.79	8.45	8.27	11.07	9.34
STP Maintenance	1.89	0.34	0.00	0.00	0.00
Biogas Plant	0.00	0.00	0.00	0.00	4.82
STP/WIP	0.00	14.00	1.38	0.00	37.80
<b>TOTAL</b>	<b>7.68</b>	<b>22.79</b>	<b>9.66</b>	<b>11.07</b>	<b>51.96</b>

Bindu Sureshkumar & Associates



E.Sureshkumar  
Partner  
M.No:055395

UDIN:No: 20055395AAAADA7659



**NEHRU COLLEGE OF ENGINEERING AND RESEARCH CENTRE, KERALA**  
**SCHEDULES ANNEXED TO INCOME & EXPENDITURE**

Particulars		Year ended	Year ended
		31.03.2020	31.03.2019
<b>Schedule - 8</b>			
<b>OTHER INCOME</b>			
(a)	Hostel Fee	43,95,048	59,73,069
(b)	Bus Fee	88,74,060	1,21,78,358
(c)	Technical Service	33,804	2,54,250
(d)	Profit on sale of Assets	-	74,04,053
(e)	Creditors Written Off	3,81,580	-
	<b>Total</b>	<b>1,36,84,492</b>	<b>2,58,09,730</b>
<b>Schedule - 9</b>			
<b>EMPLOYEES BENEFITS</b>			
(a)	Salary	4,39,20,069	5,23,66,289
(b)	EPF Contribution	13,14,227	14,51,747
(c)	ESI Contribution	4,34,001	6,49,592
(d)	Staff welfare Expenses	1,10,581	60,020
	<b>Total</b>	<b>4,57,78,878</b>	<b>5,45,27,648</b>
<b>Schedule - 10</b>			
<b>STUDENTS WELFARE</b>			
(a)	Seminars and Festival Expenses	1,91,496	85,554
(b)	Training Programme	4,93,915	2,08,550
(c)	Students Transportation	89,03,657	1,02,93,822
(d)	Mess Expenses	34,70,890	44,96,255
(e)	Other Welfare Expenses	6,36,253	3,51,273
(f)	Placement Expenses	52,319	43,980
(g)	Nehru Vignyan Scholarship	12,51,200	5,25,000
(h)	Sports Expenses	1,19,817	63,384
(i)	Student Insurance	83,646	1,25,497
	<b>Total</b>	<b>1,52,03,193</b>	<b>1,61,93,315</b>
<b>Schedule - 11</b>			
<b>REPAIRS AND MAINTENANCE</b>			
(a)	AMC Charges	2,31,434	1,29,874
(b)	Garden Maintenance	5,79,286	8,44,675
(c)	Vehicle Maintenance	2,95,778	2,06,409
(d)	Other Maintenance → Include STP - 189,430/-	13,83,973	14,98,045
(e)	Building Maintenance	38,52,224	26,70,807
(f)	Computer Maintenance	1,90,092	4,12,935
(g)	House Keeping	13,43,763	11,85,512
(h)	Water Expenses	4,818	3,95,555
	<b>Total</b>	<b>78,81,368</b>	<b>73,43,812</b>

**NEHRU COLLEGE OF ENGINEERING AND RESEARCH CENTRE**  
**SCHEDULE - 4 - FIXED ASSETS AS ON 31.03.2020**

SL NO	ASSETS	WDV AS ON	ADDITIONS		DEDUCTIONS	TOTAL	RATE	DEPRECIATION			WDV AS ON
		01.04.2019	BEFORE SEP	AFTER SEP				UPTO SEP	AFTER SEP	TOTAL	31.03.2020
1	LAND	38,67,480	-	-	-	38,67,480	0%	-	-	-	38,67,480
	<b>TOTAL [A]</b>	<b>3867480</b>	<b>-</b>	<b>-</b>	<b>-</b>	<b>38,67,480</b>	<b>-</b>	<b>-</b>	<b>-</b>	<b>-</b>	<b>38,67,480</b>
2	<b>BUILDINGS</b>										
	BUILDING-NCERC	5,14,82,877	-	-	-	5,14,82,877	10%	51,48,288	-	51,48,288	4,63,34,589
	BUILDING-NCERC-G.H	99,18,664	-	-	-	99,18,664	10%	9,91,866	-	9,91,866	89,26,798
	ROAD	8,93,495	-	-	-	8,93,495	10%	89,350	-	89,350	8,04,145
	<b>TOTAL [B]</b>	<b>62295036</b>	<b>-</b>	<b>-</b>	<b>-</b>	<b>62295036</b>		<b>6229504</b>	<b>-</b>	<b>6229504</b>	<b>5,60,65,532</b>
3	AIR CONDITIONER	13,61,081	2,67,180	-	-	16,28,261	10%	1,62,826	-	1,62,826	14,65,435
4	BIOGAS PLANT	3,16,399	-	-	-	3,16,399	10%	31,640	-	31,640	2,84,759
5	CAMERA/CCTV SYSTEMS	12,22,834	-	67,260	-	12,90,094	10%	1,22,283	3,363	1,25,646	11,64,448
6	CASH COUNTING MACHINE	40,028	-	-	-	40,028	10%	4,003	-	4,003	36,025
7	ELECTRICAL FITTINGS	26,21,850	-	-	-	26,21,850	10%	2,62,185	-	2,62,185	23,59,665
8	EPABX	6,48,616	-	-	-	6,48,616	10%	64,862	-	64,862	5,83,754
9	FIRE AND SAFETY EQUIPMENTS	99,910	6,36,794	-	-	7,36,704	10%	73,670	-	73,670	6,63,034
10	FURNITURE	1,04,64,477	-	45,494	-	1,05,09,971	10%	10,46,448	2,275	10,48,723	94,61,248
11	GAS FITTING	59,978	-	-	-	59,978	10%	5,998	-	5,998	53,980
12	LAB EQUIPMENTS	63,49,699	28,505	-	-	63,78,204	10%	6,37,820	-	6,37,820	57,40,384
13	LIBRARY BOOKS	1,21,04,504	-	1,75,142	-	1,22,79,646	10%	12,10,450	8,757	12,19,207	1,10,60,439
14	LIFT SYSTEM	2,62,699	-	-	-	2,62,699	10%	26,270	-	26,270	2,36,429
15	LCD PROJECTOR	3,46,738	-	-	-	3,46,738	10%	34,674	-	34,674	3,12,064
16	OFFICE EQUIPMENTS	16,85,571	2,40,305	-	-	19,25,876	10%	1,92,588	-	1,92,588	17,33,288
17	PA SYSTEMS	61,256	-	-	-	61,256	10%	6,126	-	6,126	55,130
18	TRANSFORMER	1,59,920	-	-	-	1,59,920	10%	15,992	-	15,992	1,43,928
19	TV(LCD)	2,13,596	-	-	-	2,13,596	10%	21,360	-	21,360	1,92,236
20	WATER COOLER	2,62,214	55,000	-	-	3,17,214	10%	31,721	-	31,721	2,85,493
21	WATER PURIFIERS	1,96,221	-	-	-	1,96,221	10%	19,622	-	19,622	1,76,599
22	XEROX MACHINE	2,74,713	-	-	-	2,74,713	10%	27,471	-	27,471	2,47,242
23	STP	-	-	-	-	-	10%	-	-	-	-
24	WATER TREATMENT PLANT	50,65,558	-	-	-	50,65,558	10%	5,06,556	-	5,06,556	45,59,002
	<b>TOTAL [C]</b>	<b>4,38,17,862</b>	<b>12,27,784</b>	<b>2,87,896</b>	<b>-</b>	<b>4,53,33,542</b>		<b>45,04,565</b>	<b>14,395</b>	<b>45,18,960</b>	<b>4,08,14,582</b>





**NEHRU COLLEGE OF ENGINEERING AND RESEARCH CENTRE, KERALA**  
**SCHEDULES ANNEXED TO INCOME & EXPENDITURE**

Particulars		Year ended	Year ended
		31.03.2019	31.03.2018
		₹	₹
<b>Schedule - 9</b>			
<b>OTHER INCOME</b>			
(a)	Hostel Fee	59,73,069	61,79,298
(b)	Bus Fee	1,21,78,358	1,25,51,046
(c)	Technical Service	2,54,250	62,676
(d)	Profit on sale of Assets	74,04,053	-
	<b>Total</b>	<b>2,58,09,730</b>	<b>1,87,93,020</b>
<b>Schedule - 10</b>			
<b>EMPLOYEES BENEFITS</b>			
(a)	Salary	5,23,66,289	6,12,31,688
(b)	EPF Contribution	14,51,747	18,78,544
(c)	ESI Contribution	6,49,592	7,48,439
(d)	Staff welfare Expenses	60,020	35,215
	<b>Total</b>	<b>5,45,27,648</b>	<b>6,38,93,886</b>
<b>Schedule - 11</b>			
<b>STUDENTS WELFARE</b>			
(a)	Seminars and Festival Expenses	85,554	1,000
(b)	Training Programme	2,08,550	8,17,120
(c)	Students Transportation	1,02,93,822	1,22,55,028
(d)	Mess Expenses	44,96,255	66,88,291
(e)	Other Welfare Expenses	3,51,273	20,58,358
(f)	Placement Expenses	43,980	34,705
(g)	Nehru Vignjan Scholarship	5,25,000	5,50,000
(h)	Sports Expenses	63,384	1,42,986
(i)	Student Insurance	1,25,497	-
		<b>1,61,93,315</b>	<b>2,25,47,488</b>
<b>Schedule - 12</b>			
<b>REPAIRS AND MAINTENANCE</b>			
(a)	AMC Charges	1,29,874	2,89,476
(b)	Garden Maintenance	8,44,675	8,27,434
(c)	Vehicle Maintenance	2,06,409	3,91,565
(d)	Other Maintenance → Include SFP-32,704/-	14,98,045	26,41,898
(e)	Building Maintenance	26,70,807	7,78,004
(f)	Computer Maintenance	4,12,935	1,11,502
(g)	House Keeping	11,85,512	12,79,359
(h)	Water Expenses	3,95,555	14,50,063
		<b>73,43,812</b>	<b>77,69,301</b>



**NEHRU COLLEGE OF ENGINEERING AND RESEARCH CENTRE**

**SCHEDULE - 5 - FIXED ASSETS AS ON 31.03.2019**

SL NO	ASSETS	WDV AS ON 01.04.2018	ADDITIONS		DEDUCTIONS	TOTAL	RATE	DEPRECIATION			WDV AS ON 31.03.2019
			BEFORE SEP	AFTER SEP				UPTO SEP	AFTER SEP	TOTAL	
1	LAND	87,49,080	-	-	48,81,600	38,67,480	0%	-	-	-	38,67,480
	[A]	8749080	-	-	48,81,600	38,67,480	-	-	-	-	38,67,480
2	BUILDINGS										
	BUILDING-NCERC	5,72,03,197	-	-	-	5,72,03,197	10%	57,20,320	-	57,20,320	5,14,82,877
	BUILDING-NCERC-G.H	1,10,20,738	-	-	-	1,10,20,738	10%	11,02,074	-	11,02,074	99,18,664
	ROAD	9,92,772	-	-	-	9,92,772	10%	99,277	-	99,277	8,93,495
	[B]	69216707	-	-	-	69216707		6921671	-	6921671	6,22,95,036
3	AIR CONDITIONER	14,71,812	40,500	-	-	15,12,312	10%	1,51,231	-	1,51,231	13,61,081
4	BIOGAS PLANT	3,51,554	-	-	-	3,51,554	10%	35,155	-	35,155	3,16,399
5	CAMERA/CCTV SYSTEMS	13,58,705	-	-	-	13,58,705	10%	1,35,871	-	1,35,871	12,22,834
6	CASH COUNTING MACHINE	44,476	-	-	-	44,476	10%	4,448	-	4,448	40,028
7	ELECTRICAL FITTINGS	29,13,167	-	-	-	29,13,167	10%	2,91,317	-	2,91,317	26,21,850
8	EPABX	7,20,685	-	-	-	7,20,685	10%	72,069	-	72,069	6,48,616
9	FIRE AND SAFETY EQUIPMENTS	1,11,011	-	-	-	1,11,011	10%	11,101	-	11,101	99,910
10	FURNITURE	1,09,60,280	5,66,400	95,226	-	1,16,21,906	10%	11,52,668	4,761	11,57,429	1,04,64,477
11	GAS FITTING	66,642	-	-	-	66,642	10%	6,664	-	6,664	59,978
12	LAB EQUIPMENTS	70,55,221	-	-	-	70,55,221	10%	7,05,522	-	7,05,522	63,49,699
13	LIBRARY BOOKS	1,30,46,667	49,006	3,35,156	-	1,34,30,829	10%	13,09,567	16,758	13,26,325	1,21,04,504
14	LIFT SYSTEM	2,91,888	-	-	-	2,91,888	10%	29,189	-	29,189	2,62,699
15	LCD PROJECTOR	3,85,264	-	-	-	3,85,264	10%	38,526	-	38,526	3,46,738
16	OFFICE EQUIPMENTS	17,87,225	-	81,125	-	18,68,350	10%	1,78,723	4,056	1,82,779	16,85,571
17	PA SYSTEMS	56,937	11,125	-	-	68,062	10%	6,806	-	6,806	61,256
18	TRANSFORMER	1,77,689	-	-	-	1,77,689	10%	17,769	-	17,769	1,59,920
19	TV(LCD)	2,37,329	-	-	-	2,37,329	10%	23,733	-	23,733	2,13,596
20	WATER COOLER	1,68,921	1,22,428	-	-	2,91,349	10%	29,135	-	29,135	2,62,214
21	WATER PURIFIERS	2,18,023	-	-	-	2,18,023	10%	21,802	-	21,802	1,96,221
22	XEROX MACHINE	2,38,737	66,500	-	-	3,05,237	10%	30,524	-	30,524	2,74,713
23	STP	-	-	-	-	-	10%	-	-	-	-
24	WATER TREATMENT PLANT	2,14,314	-	51,29,132	-	53,43,446	10%	21,431	2,56,457	2,77,888	50,65,558
	[C]	4,18,76,547	8,55,959	56,40,639	-	4,83,73,145		42,73,251	2,82,032	45,55,283	4,38,17,862

25	GENERATOR	9,93,529	-	-	-	9,93,529	15%	1,49,029	-	1,49,029	8,44,500
26	MACHINERY AND TOOLS	6,92,875	-	-	-	6,92,875	15%	1,03,931	-	1,03,931	5,88,944
27	MOTOR VEHICLE	39,45,142	-	-	99,347	38,45,795	15%	5,76,869	-	5,76,869	32,68,926
28	PRINTER	1,34,933	-	-	-	1,34,933	15%	20,240	-	20,240	1,14,693
29	UPS	7,15,769	-	-	-	7,15,769	15%	1,07,365	-	1,07,365	6,08,404
	[D]	64,82,248	-	-	99,347	63,82,901		9,57,434	-	9,57,434	54,25,467
30	COMPUTER	6,46,999	4,300	-	-	6,51,299	40%	2,60,520	-	2,60,520	3,90,779
	[E]	6,46,999	4,300	-	-	6,51,299		2,60,520	-	2,60,520	3,90,779
(31)	STP (WIP)	37,28,845	5,01,232	8,99,055	51,29,132	-	0%	-	-	-	-
	[F]	37,28,845	5,01,232	8,99,055	51,29,132	-		-	-	-	-
	TOTAL [A TO F]	13,07,00,426	13,61,491	65,39,694	1,01,10,079	12,84,91,532	-	1,24,12,876	2,82,032	1,26,94,908	11,57,96,624



**NEHRU COLLEGE OF ENGINEERING AND RESEARCH CENTRE, KERALA**  
**SCHEDULES ANNEXED TO INCOME & EXPENDITURE ACCOUNT**

Particulars		Year ended	
		31.03.2018	31.03.2017
<b>Schedule - 9</b>			
<b><u>OTHER INCOME</u></b>			
(a)	Hostel Fee	58,26,798	2,16,92,168
(b)	Transportation Fee	1,25,51,046	1,89,80,669
(c)	Sundry Creditors Written off	-	62,720
(d)	Other Fees	51,63,773	97,51,517
(e)	Technical Service	62,676	10,08,088
(f)	Rent Received	3,52,500	-
	<b>Total</b>	<b>2,39,56,793</b>	<b>5,14,95,162</b>
<b>Schedule - 10</b>			
<b><u>EMPLOYEES BENEFITS</u></b>			
(a)	Salary	6,12,31,688	8,03,36,062
(b)	EPF Contribution	18,78,544	18,89,783
(c)	ESI Contribution	7,48,439	6,54,596
(d)	Staff welfare Expenses	35,215	82,318
	<b>Total</b>	<b>6,38,93,886</b>	<b>8,29,62,759</b>
<b>Schedule - 11</b>			
<b><u>STUDENTS WELFARE</u></b>			
(a)	Seminars and Festival Expenses	1,000	1,92,048
(b)	Training Programme	8,17,120	37,21,136
(c)	Students Transportation	1,22,55,028	1,22,69,199
(d)	Mess Expenses	66,88,291	86,96,431
(e)	Other Welfare Expenses	20,58,358	29,11,377
(f)	Placement Expenses	34,705	2,83,142
(g)	Nehru Vignjan Scholarship	5,50,000	5,12,350
(h)	Sports Expenses	1,42,986	65,745
	<b>Total</b>	<b>2,25,47,488</b>	<b>2,86,51,428</b>
<b>Schedule - 12</b>			
<b><u>REPAIRS AND MAINTENANCE</u></b>			
(a)	AMC Charges	2,89,476	2,90,116
(b)	Garden Maintenance	8,27,434	11,07,425
(c)	Vehicle Maintenance	3,91,565	4,42,084
(d)	Other Maintenance	26,41,898	24,82,949
(e)	Building Maintenance	7,78,004	10,38,159
(f)	Computer Maintenance	1,11,502	1,96,925
(g)	House Keeping	12,79,359	8,70,300
(h)	Water Expenses	14,50,063	-
	<b>Total</b>	<b>77,69,301</b>	<b>64,27,958</b>

**NEHRU COLLEGE OF ENGINEERING AND RESEARCH CENTRE**

**SCHEDULE - 5- FIXED ASSETS AS ON 31.03.2018**

SL NO	ASSETS	WDV AS ON	ADDITIONS		DEDUCTIONS	TOTAL	RATE	DEPRECIATION			WDV AS ON
		01.04.2017	BEFORE SEP	AFTER SEP				UPTO SEP	AFTER SEP	TOTAL	31.03.2018
1	LAND	8749080	-	-	-	87,49,080	-	-	-	-	87,49,080
	(A)	8749080	-	-	-	87,49,080	-	-	-	-	87,49,080
2	BUILDINGS										
	BUILDING-NCERC	5,98,35,531	-	35,27,599	-	6,33,63,130	10%	59,83,553	1,76,380	61,59,933	5,72,03,197
	BUILDING-NCERC-GIRLS HOSTEL	1,22,45,264	-	-	-	1,22,45,264	10%	12,24,526	-	12,24,526	1,10,20,738
	(B)	72080795	-	3527599	-	75608394	-	7208079	176380	7384459	6,82,23,935
3	ROAD	11,03,080	-	-	-	11,03,080	10%	1,10,308	-	1,10,308	9,92,772
	(C)	1103080	-	-	-	1103080	-	110308	-	110308	992772
4	AIR CONDITIONER	16,35,347	-	-	-	16,35,347	10%	1,63,535	-	1,63,535	14,71,812
5	BIOGAS PLANT	3,90,616	-	-	-	3,90,616	10%	39,062	-	39,062	3,51,554
6	CAMERA/CCTV SYSTEMS	11,84,165	1,63,258	1,53,710	-	15,01,133	10%	1,34,742	7,686	1,42,428	13,58,705
7	CASH COUNTING MACHINE	49,418	-	-	-	49,418	10%	4,942	-	4,942	44,476
8	ELECTRICAL FITTINGS	31,67,139	58,947	10,200	-	32,36,286	10%	3,22,609	510	3,23,119	29,13,167
9	EPABX	8,00,761	-	-	-	8,00,761	10%	80,076	-	80,076	7,20,685
10	FIRE AND SAFETY EQUIPMENTS	1,23,346	-	-	-	1,23,346	10%	12,335	-	12,335	1,11,011
11	FURNITURE	1,21,55,372	22,717	-	-	1,21,78,089	10%	12,17,809	-	12,17,809	1,09,60,280
12	GAS FITTING	74,047	-	-	-	74,047	10%	7,405	-	7,405	66,642
13	LAB EQUIPMENTS	74,42,486	-	3,75,773	-	78,18,259	10%	7,44,249	18,789	7,63,038	70,55,221
14	LIBRARY BOOKS	1,43,41,800	63,210	86,482	-	1,44,91,492	10%	14,40,501	4,324	14,44,825	1,30,46,667
15	LIFT SYSTEM	3,24,320	-	-	-	3,24,320	10%	32,432	-	32,432	2,91,888
16	LCD PROJECTOR	4,28,071	-	-	-	4,28,071	10%	42,807	-	42,807	3,85,264
17	OFFICE EQUIPMENTS	19,76,465	-	8,850	-	19,85,315	10%	1,97,647	443	1,98,090	17,87,225
18	PA SYSTEMS	63,263	-	-	-	63,263	10%	6,326	-	6,326	56,937
19	TRANSFORMER	1,97,432	-	-	-	1,97,432	10%	19,743	-	19,743	1,77,689
20	TV(LCD)	2,63,699	-	-	-	2,63,699	10%	26,370	-	26,370	2,37,329
21	WATER COOLER	1,87,690	-	-	-	1,87,690	10%	18,769	-	18,769	1,68,921
22	WATER PURIFIERS	1,77,112	65,136	-	-	2,42,248	10%	24,225	-	24,225	2,18,023
23	XEROX MACHINE	2,65,263	-	-	-	2,65,263	10%	26,526	-	26,526	2,38,737
24	WATER TREATMENT PLANT	2,38,127	-	-	-	2,38,127	10%	23,813	-	23,813	2,14,314
	(D)	4,54,85,939	3,73,268	6,35,015	-	4,64,94,222	-	45,85,923	31,752	46,17,675	4,18,76,547



25	GENERATOR	11,68,858	-	-	-	11,68,858	15%	1,75,329	-	1,75,329	9,93,529
26	MACHINERY AND TOOLS	8,15,147	-	-	-	8,15,147	15%	1,22,272	-	1,22,272	6,92,875
27	MOTOR VEHICLE	46,41,343	-	-	-	46,41,343	15%	6,96,201	-	6,96,201	39,45,142
28	PRINTER	1,22,473	20,275	14,700	-	1,57,448	15%	21,412	1,103	22,515	1,34,933
29	UPS	8,42,081	-	-	-	8,42,081	15%	1,26,312	-	1,26,312	7,15,769
	[E]	75,89,902	20,275	14,700	-	76,24,877	-	11,41,526	1,103	11,42,629	64,82,248
30	COMPUTER	8,76,011	2,02,320	-	-	10,78,331	40%	4,31,332	-	4,31,332	6,46,999
	[F]	8,76,011	2,02,320	-	-	10,78,331	-	4,31,332	-	4,31,332	6,46,999
31	BUILDING (WIP)	34,31,282	-	-	34,31,282.00	-	-	-	-	-	-
32	STP (WIP)	35,90,771	-	1,38,074	-	37,28,845	-	-	-	-	37,28,845
	[G]	70,22,053	-	1,38,074	34,31,282	37,28,845	-	-	-	-	37,28,845
	TOTAL [A TO G]	14,29,06,860	5,95,863	43,15,388	34,31,282	14,43,86,829	-	1,34,77,168	2,09,235	1,36,86,403	13,07,00,426

**NEHRU COLLEGE OF ENGINEERING AND RESEARCH CENTRE**  
**SCHEDULE - 5- FIXED ASSETS AS ON 31.03.2017**

SL NO	ASSETS	WDV AS ON	ADDITIONS		DEDUCTIONS	TOTAL	RATE	DEPRECIATION			WDV AS ON
		01.04.2016	BEFORE SEP	AFTER SEP				UPTO SEP	AFTER SEP	TOTAL	31.03.2017
1	LAND	8749080	-	-	-	87,49,080	-	-	-	-	87,49,080
	[A]	8749080	-	-	-	87,49,080	-	-	-	-	87,49,080
2	BUILDINGS	66483923	-	-	-	6,64,83,923	10%	66,48,392	-	66,48,392	5,98,35,531
	BUILDING-NCERC	13605849	-	-	-	1,36,05,849	10%	13,60,585	-	13,60,585	1,22,45,264
	BUILDING-NCERC-G.H ROAD	1225645	-	-	-	12,25,645	10%	1,22,565	-	1,22,565	11,03,080
	[B]	81315417	0	0	0	81315417		8131542	0	8131542	7,31,83,875
1	AIR CONDITIONER	18,01,452	15,600	-	-	18,17,052	10%	1,81,705	-	1,81,705	16,35,347
2	BIOGAS PLANT	4,34,018	-	-	-	4,34,018	10%	43,402	-	43,402	3,90,616
3	CAMERA/CCTV SYSTEMS	12,94,823	9,500	10,815	-	13,15,138	10%	1,30,432	541	1,30,973	11,84,165
4	CASH COUNTING MACHINE	54,909	-	-	-	54,909	10%	5,491	-	5,491	49,418
5	ELECTRICAL FITTINGS	27,67,309	4,57,391	2,78,852	-	35,03,552	10%	3,22,470	13,943	3,36,413	31,67,139
6	EPABX	8,89,735	-	-	-	8,89,735	10%	88,974	-	88,974	8,00,761
7	FIRE AND SAFETY EQUIPMENTS	1,37,051	-	-	-	1,37,051	10%	13,705	-	13,705	1,23,346
8	FURNITURE	1,27,84,619	6,89,624	30,056	-	1,35,04,299	10%	13,47,424	1,503	13,48,927	1,21,55,372
9	GAS FITTING	82,275	-	-	-	82,275	10%	8,228	-	8,228	74,047
10	LAB EQUIPMENTS	71,43,026	9,85,930	1,33,080	-	82,62,036	10%	8,12,896	6,654	8,19,550	74,42,486
11	LIBRARY BOOKS	1,48,59,761	88,588	9,35,038	-	1,58,83,387	10%	14,94,835	46,752	15,41,587	1,43,41,800
12	LIFT SYSTEM	3,60,356	-	-	-	3,60,356	10%	36,036	-	36,036	3,24,320
13	LCD PROJECTOR	4,75,634	-	-	-	4,75,634	10%	47,563	-	47,563	4,28,071
14	OFFICE EQUIPMENTS	21,96,072	-	-	-	21,96,072	10%	2,19,607	-	2,19,607	19,76,465
15	PA SYSTEMS		70,292	-	-	70,292	10%	7,029	-	7,029	63,263
16	TRANSFORMER	2,19,369	-	-	-	2,19,369	10%	21,937	-	21,937	1,97,432
17	TV(LCD)	17,848	-	2,60,670	-	2,78,518	10%	1,785	13,034	14,819	2,63,699
18	WATER COOLER	2,08,544	-	-	-	2,08,544	10%	20,854	-	20,854	1,87,690
19	WATER PURIFIERS	1,96,791	-	-	-	1,96,791	10%	19,679	-	19,679	1,77,112
20	XEROX MACHINE	2,94,737	-	-	-	2,94,737	10%	29,474	-	29,474	2,65,263
21	WATER TREATMENT PLANT	2,64,586	-	-	-	2,64,586	10%	26,459	-	26,459	2,38,127
	[C]	4,64,82,915	23,16,925	16,48,511	-	5,04,48,351		48,79,985	82,427	49,62,412	4,54,85,939



22	GENERATOR	13,75,127	-	-	-	13,75,127	15%	2,06,269	-	2,06,269	11,68,858
23	MACHINERY AND TOOLS	9,58,997	-	-	-	9,58,997	15%	1,43,850	-	1,43,850	8,15,147
24	MOTOR VEHICLE	70,20,403	-	-	15,60,000	54,60,403	15%	8,19,060	-	8,19,060	46,41,343
25	PRINTER	58,569	85,517	-	-	1,44,086	15%	21,613	-	21,613	1,22,473
26	UPS	9,90,683	-	-	-	9,90,683	15%	1,48,602	-	1,48,602	8,42,081
	[D]	1,04,03,779	85,517	-	15,60,000	89,29,296		13,39,394	-	13,39,394	75,89,902
27	COMPUTER	19,41,438	1,14,230	76,777	-	21,32,445	60%	12,33,401	23,033	12,56,434	8,76,011
	[E]	19,41,438	1,14,230	76,777	-	21,32,445		12,33,401	23,033	12,56,434	8,76,011
28	BUILDING (WIP)	8,75,615	-	25,55,667	-	34,31,282	0%	-	-	-	34,31,282
29	STP (WIP)	35,90,771	-	-	-	35,90,771	0%	-	-	-	35,90,771
	[F]	44,66,386	-	25,55,667	-	70,22,053		-	-	-	70,22,053
	TOTAL [A TO F]	15,33,59,015	25,16,672	42,80,955	15,60,000	15,85,96,642	-	1,55,84,322	1,05,460	1,56,89,782	14,29,06,860

**NEHRU COLLEGE OF ENGINEERING AND RESEARCH CENTRE, KERALA**  
**SCHEDULES ANNEXED TO INCOME & EXPENDITURE**

Particulars		Year ended	Year ended
		31.03.2016	31.03.2015
		(Rupees)	(Rupees)
<b>Schedule - 12</b>			
<b>REPAIRS AND MAINTENANCE</b>			
(a)	AMC Charges	1,29,855	2,07,248
(b)	Garden Maintenance	9,33,507	10,02,492
(c)	Vehicle Maintenance	7,93,588	3,02,416
(d)	Other Maintenance	45,76,881	42,27,223
(e)	Building Maintenance	13,01,019	-
(f)	Computer Maintenance	64,392	-
(g)	House Keeping	5,31,000	-
		83,30,242	57,39,379
<b>Schedule - 13</b>			
<b>POWER AND FUEL</b>			
(a)	Generator Fuel Expenses	2,22,250	2,15,349
(b)	HT Connection	53,95,800	43,43,100
		56,18,050	45,58,449
<b>Schedule - 14</b>			
<b>APPLICATION AND AFFILIATION FEE</b>			
(a)	Univercity Affiliation Fee	28,94,619	13,05,520
(b)	NAAC Acrediation	-	3,37,080
(c)	Univercity Application Fee (DME)	20,000	-
(d)	Univercity Sports Affiliation Fee	1,86,700	-
(e)	Univercity Union Fee	93,950	1,17,520
(f)	ASMIK Fee	-	60,000
(g)	Trichur Management Association	-	31,600
(h)	Registration & Membership Fee	-	1,19,551
(i)	AICTE Fee	4,00,000	4,00,000
		35,95,269	23,71,271
<b>Schedule - 15</b>			
<b>GENERAL EXPENSES</b>			
(a)	Lab & Consumables	2,72,955	1,99,041
(b)	Insurance Charges	4,91,061	4,77,903
(c)	Office and Other Expenses	9,53,598	3,80,943
(d)	Rent paid	24,78,680	1,32,000
(e)	Travelling and Conveyance	8,54,028	7,30,000
(f)	Security Charges	10,99,994	6,47,944
(g)	Consultancy Charges	4,06,228	1,72,000
(h)	Admission and Inspection Fee	-	-
(i)	Charity & Donation	49,500	10,000
(j)	Rates and Taxes	1,38,570	-
(k)	ISO Expenses	45,600	-
(l)	Membership Fee	1,67,000	-
(m)	Interest Paid	4,994	-
<b>Total</b>		<b>69,62,208</b>	<b>27,49,831</b>



**NEHRU COLLEGE OF ENGINEERING AND RESEARCH CENTRE**

**SCHEDULE - 5- FIXED ASSETS AS ON 31.03.2016**

SL NO	ASSETS	WDV AS ON	ADDITIONS		DEDUCTIONS	TOTAL	RATE	DEPRECIATION			WDV AS ON
		01.04.2015	BEFORE SEP	AFTER SEP				UPTO SEP	AFTER SEP	TOTAL	31.03.2016
1	LAND		38,67,480	48,81,600		87,49,080	-	-	-	-	87,49,080
	[A]		38,67,480	48,81,600		87,49,080	-	-	-	-	87,49,080
2	BUILDINGS										
	BUILDING-NCERC		7,38,71,026			7,38,71,026	0	73,87,103	-	73,87,103	6,64,83,923
	BUILDING-NCERC-GIRLS HOSTEL		1,51,17,610			1,51,17,610	0	15,11,761	-	15,11,761	1,36,05,849
	ROAD		3,31,904	9,75,717		13,07,621	0	33,190	48,786	81,976	12,25,645
	[B]	0	89320540	975717	0	90296257	0.3	8932054	48786	8980840	8,13,15,417
1	AIR CONDITIONER	19,72,947	12,200	15,600	-	20,00,747	10%	1,98,515	780	1,99,295	18,01,452
2	BIOGAS PLANT		4,82,242			4,82,242	10%	48,224	-	48,224	4,34,018
3	CAMERA/CCTV SYSTEMS	7,26,263	1,35,395	5,46,664	-	14,08,322	10%	86,166	27,333	1,13,499	12,94,823
4	CASH COUNTING MACHINE	36,010	25,000		-	61,010	10%	6,101	-	6,101	54,909
5	ELECTRICAL FITTINGS	21,67,354	4,06,166	4,74,885	-	30,48,405	10%	2,57,352	23,744	2,81,096	27,67,309
6	EPABX	9,88,595			-	9,88,595	10%	98,860	-	98,860	8,89,735
7	FIRE AND SAFETY EQUIPMENTS		1,52,279			1,52,279	10%	15,228	-	15,228	1,37,051
8	FURNITURE	1,02,33,369	39,65,115	6,298	-	1,42,04,782	10%	14,19,848	315	14,20,163	1,27,84,619
9	GAS FITTING	85,667	5,750		-	91,417	10%	9,142	-	9,142	82,275
10	LAB EQUIPMENTS	66,27,108	9,68,288	3,23,337	-	79,18,733	10%	7,59,540	16,167	7,75,707	71,43,026
12	LIBRARY BOOKS	1,64,83,090	4,900	21,653	-	1,65,09,643	10%	16,48,799	1,083	16,49,882	1,48,59,761
13	LIFT SYSTEM	4,00,396			-	4,00,396	10%	40,040	-	40,040	3,60,356
11	LCD PROJECTOR	2,69,242	57,750	1,90,885	-	5,17,877	10%	32,699	9,544	42,243	4,75,634
14	OFFICE EQUIPMENTS	23,28,980	1,11,100		-	24,40,080	10%	2,44,008	-	2,44,008	21,96,072
15	TRANSFORMER	2,43,743			-	2,43,743	10%	24,374	-	24,374	2,19,369
16	TV(LCD)	19,831			-	19,831	10%	1,983	-	1,983	17,848
17	WATER COOLER	1,13,896	1,17,820		-	2,31,716	10%	23,172	-	23,172	2,08,544
18	WATER PURIFIERS	2,18,657			-	2,18,657	10%	21,866	-	21,866	1,96,791
19	XEROX MACHINE	3,27,486			-	3,27,486	10%	32,749	-	32,749	2,94,737
20	WATER TREATMENT PLANT		2,93,985			2,93,985	10%	29,399	-	29,399	2,64,586
	[C]	4,32,42,634	67,37,990	15,79,322	-	5,15,59,946		49,98,065	78,966	50,77,031	4,64,82,915
21	GENERATOR	69,620	3,23,000	11,24,000	-	15,18,620	15%	59,193	84,300	1,43,493	13,75,127
22	MACHINERY AND TOOLS	10,92,741	35,491		-	11,28,232	15%	1,69,235	-	1,69,235	9,58,997
23	MOTOR VEHICLE	35,25,715	47,33,583		-	82,59,298	15%	12,38,895	-	12,38,895	70,20,403

24	PRINTER	68,905			-	68,905	15%	10,336	-	10,336	58,569
25	UPS	7,93,835	3,71,675		-	11,65,510	15%	1,74,827	-	1,74,827	9,90,683
	[D]	55,50,816	54,65,749	11,24,000	-	1,21,40,565	1	16,52,486	84,300	17,36,786	1,04,03,779
26	COMPUTER	25,44,584	21,14,148	1,11,350	-	47,70,082	60%	27,95,239	33,405	28,28,644	19,41,438
	[E]	25,44,584	21,14,148	1,11,350	-	47,70,082		27,95,239	33,405	28,28,644	19,41,438
27	BUILDING (WIP)			8,75,615		8,75,615	0%	-	-	-	8,75,615
28	STP (WIP)	1,05,000	1,86,135	32,99,636		35,90,771	0%				35,90,771
	[F]	1,05,000	1,86,135	41,75,251	-	44,66,386		-	-	-	44,66,386
	TOTAL [A TO F]	5,14,43,034	10,76,92,042	1,28,47,240	-	17,19,82,316	1	1,83,77,844	2,45,457	1,86,23,301	15,33,59,015